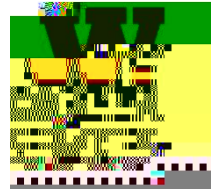


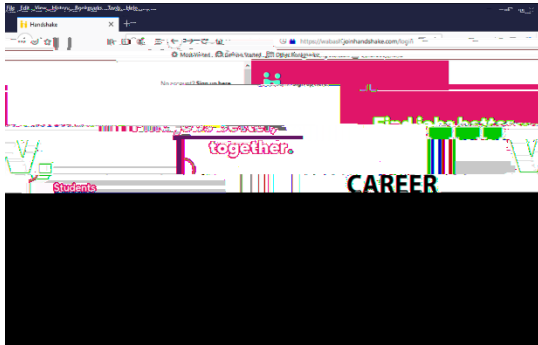


From searching jobs and internships to making an appointment with a career advisor, Handshake is your one-stop-shop for all things career at Wabash. Take a look below at some of Handshake's top features and reasons why you need to use Handshake.

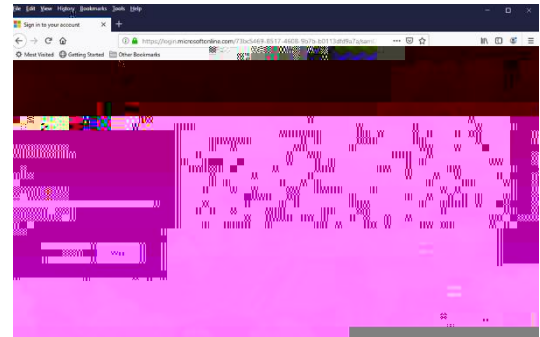


Follow these easy steps to claim your Handshake account.
We have already created the account for you, and pre-populated some of the information for you, but you will need to claim your account and fill in the profile.

Step A: Go to <https://wabash.joinhandshake.com>
Click: Wabash College Sign On button



Step B: Login to System
Use your Wabash email and password



Step C: Fill out your Profile
Follow the Step-by-Step Guides to filling out your profile.
This will take about 10-15 minutes
You may want to do this on your laptop.
Filling out your profile is very easy to do.

Step D: Download the Handshake App to your phone
o [Available on the App Store](#) or [Google Play](#)
Login using your Wabash email and password.



